



Roca

CC Porcelain II

CC Porcelain II

CC Porcelain II is a sober unglazed porcelain mosaic. Available in 4 neutral tones, which can be used in both commercial and residential projects.



CC Porcelain II Tender Gray 12"x12" Mosaic

Unglazed Porcelain

◇ 12"x12" Mosaic



CC Porcelain II Snow White & Black 12"x12" Mosaic



CC Porcelain II Tender Gray 12"x12" Mosaic

CC Porcelain II

Unglazed Porcelain Mosaics


6 |  | 12"x12"
30x30 cm | DCOF ≥ 0.42




White
12"x12" Mosaic




Tender Gray
12"x12" Mosaic




White ^(N)
12"x12" Mosaic




Tender Gray ^(N)
12"x12" Mosaic




Taupe
12"x12" Mosaic



Black
12"x12" Mosaic



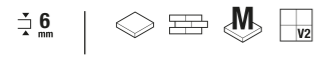
Taupe ^(N)
12"x12" Mosaic



Black ^(N)
12"x12" Mosaic

CC Porcelain II

Unglazed Porcelain Mosaics


12"x12"
30x30 cm | **DCOF ≥ 0.42**

Technical Specifications

CHARACTERISTICS	STANDARD	DECLARED ASTM
Water Absorption	C373	≤0.5%
Break Strength	C648	≥350
Scratch Hardness	MOH's Scale	6
Chemical Resistance	C650	Unaffected
Frost Resistance	C1026	Resistant
Group	See FAQ's	4
Deep Abrasion - Unglazed Tiles	C1243	-
PEI - Glazed Tiles	C1027	-
Minimum Bond Strength (PSI)	C482	165
Dynamic Coefficient of Friction (DCOF)	A1371	≥0.42
Shade and Texture Rating	CTDA "V"	V1
Facial Dimensions	C499	Pass
Range of Thickness	C499	Pass
Warpage	C485	Pass
Wedging	C502	Pass




White [®]
12"x12" Mosaic



Tender Gray [®]
12"x12" Mosaic

Packaging Info

Size	SF per carton	PC per carton
CC Porcelain 12"x12" Mosaic	20.14	20
CC Porcelain Penny 12"x12" Mosaic	19.73	20
CC Porcelain Stacked 12"x12" Mosaic	19.12	20



Taupe [®]
12"x12" Mosaic



Black [®]
12"x12" Mosaic

Porcelain Mosaics - Pressed



Characteristics:

- Manufactured by pressing clay and other materials into molds.
- Often have rounded or cushioned edges.
- Slightly less precise than cut porcelain.



Considerations:

- Surface: May have more texture; good for slip resistance.
- Dimensional Accuracy: May show minor variation; use spacers carefully.
- Design Options: Widely available; cost-effective.



Installation Tips:

- Use a high-quality thinset mortar (white for light colors).
- Be sure to level substrate; pressed mosaics can amplify uneven surfaces.
- Choose sanded grout for joints over 1/8".